

# **ELECTROVAP<sup>®</sup>** **RTH**



***Electrical resistance steam humidifier***

***Pivoting tank with flexible minerals collecting container***

***ElectroVap<sup>®</sup>: easy maintenance, outstanding reliability, excellent value***





All that you expect from a  
*Simple installation*

## PERFORMANCE AND FEATURES

- Full range : 2.5-112 kg/h (5.5-246 lbs/h) output
- Combined capacity up to 784 kg/h (1728 lbs/h)
- Works with any type of water \*
- Partitioned filling-cup for water preservation
- Microprocessor control with easy-to-read backlit display
- Self diagnostic with default display
- Proportional or on/off control
- Accept all common modulating signals
- RS 485 outlet for easy BMS control (Modbus)
- Accuracy +/- 2% RH
- Integral humidity controller or external control
- Anti-foaming control
- Duct pressure up to 2500 Pa (10.03" WC)
- Outlet valve with large orifice for easy-scale elimination
- Fast drain (max. 35 sec)
- Programmable automatic drain after inactivity
- Mechanical drain possible (RTH 20 to 100)
- No electrical connectors used for preventing short-circuit occurrences
- Inlet valve with built-in filter
- Possibility to maintain tank water from 65°C to 80 °C (149°F to 176°F)
- Over-temperature protection
- CE marked
- CSA-c-us listed
- Gost R certified



RTH 3 to 15



RTH 60 to 100

# resistance humidifier : ElectroVap RTH ! *and easy servicing*

## EASY SERVICING

- Permanent stainless steel tank
- Self cleaning INCOLOY elements repelling scale
- Pivoting tank with intermediate position for a more flexible maintenance (RTH 20 to 100)
- Environmentally friendly scale collecting bag (RTH 20 to 100)
- Cleanable water level system
- Cooling cycle before maintenance
- Frontal access to all components
- Display message to point out maintenance to do

## OPTIONS

- Remote information board
- Water level floating system designed for DI waters
- Bacnet protocol
- Protective enclosures
- Support legs
- High level safety humidistat and sensor
- Steam and condensate hoses
- Steam pipe for standard or short distance absorption
- RTH 3 to 15 also available with pivoting tank on request (please consult factory)

\* 30  $\mu$ S minimum conductivity required in standard configuration - DI water with the optional water level floating device



RTH 20 to 50



Supply (V)	380V-3 ph				400V - 3 ph				415V - 3 ph				440V - 3 ph				460V - 3 ph				480V - 3 ph				Nb of tank
RTH	Kg/h	Lbs/h	A	Kw	Kg/h	Lbs/h	A	Kw	Kg/h	Lbs/h	A	Kw	Kg/h	Lbs/h	A	Kw	Kg/h	Lbs/h	A	Kw	Kg/h	Lbs/h	A	Kw	
5_3P	5	10	6	4	5	12	6	4	6	13	6	4													1
7	7	15	8	5	8	17	8	6	8	18	9	6	6	14	6	5	7	15	7	6	8	17	7	6	1
10	11	24	12	8	12	26	13	9	13	29	14	10													1
15	16	34	18	12	17	37	19	13	19	42	20	14	14	31	14	11	16	35	15	12	17	37	16	14	1
20	22	47	25	16	24	53	26	18	26	57	27	19	21	46	20	15	23	51	22	18	25	55	23	19	1
30	31	69	36	24	35	77	38	26	37	81	39	28	29	64	29	22	32	70	30	24	35	77	31	26	1
40	38	84	44	29	42	92	46	32	46	101	48	34	35	77	35	27	39	86	37	29	42	92	38	32	1
50	47	103	54	35	52	114	57	39	56	123	59	42	43	95	43	33	47	103	45	36	52	114	47	39	1
60	53	117	60	39	60	131	65	45	64	141	68	49	50	110	50	38	54	119	52	41	59	130	54	45	2
70	63	138	72	47	69	152	76	53	75	165	79	57	58	128	57	43	63	139	60	48	69	152	63	52	2
80	76	168	88	58	85	186	93	64	91	200	96	69	71	156	70	53	77	169	73	58	84	185	76	63	2
90	85	187	98	64	94	207	103	71	101	222	107	77	79	174	78	59	86	189	82	65	94	207	85	71	2
100	94	206	108	71	104	229	113	78	112	246	118	85	87	191	86	65	95	208	90	72	103	227	94	78	2

Supply (V)	575V - 3 ph				600V - 3 ph				Nb of tank
RTH	Kg/h	Lbs/h	A	Kw	Kg/h	Lbs/h	A	Kw	
7	7	15	5	5	8	17	6	6	1
15	16	35	12	12	17	37	12	12	1
20	23	51	17	17	25	55	16	19	1
30	32	70	24	24	34	75	22	26	1
40	39	86	29	29	42	92	27	32	1
50	47	103	36	36	51	112	33	39	1
60	54	119	41	41	59	130	37	44	2
70	63	139	48	48	68	150	43	51	2
80	77	169	59	59	84	185	53	63	2
90	86	189	65	65	93	205	59	70	2
100	95	209	72	72	103	227	65	78	2

Supply (V)	230V - 1 ph				208V - 3 ph				230V - 3 ph				Nb of tank
RTH	Kg/h	Lbs/h	A	Kw	Kg/h	Lbs/h	A	Kw	Kg/h	Lbs/h	A	Kw	
3	2.5	5.6	8.3	1.9									1
5	6	13	19	4									1
8	8	18	27	6	6	14	13	5	8	17	14	6	1
18					14	31	29	10	17	37	32	13	1
25					20	44	42	15	24	53	47	19	1
36					28	62	59	21	34	75	65	26	1
44					34	75	72	26	42	92	79	31	2
51					40	88	85	31	49	108	94	37	2
62					48	106	101	36	59	130	112	45	2


(kg/h): Steam capacity	(A) : Nominal Intensity per phase
(lbs/h): Steam capacity	(Kw): Power

Model	Dimensions (L x H x P mm / in.)	Steam outlet (mm - in.)	Net weight kg / lbs	Weight in operation kg / lbs
RTH 3 to 15	545 x 675 x 270 / 21 x 27 x 11	1 x Ø 25 - 1"	25 / 55	35 / 77
RTH 20 to 50	805 x 755 x 345 / 32 x 30 x 14	1 x Ø 60 - 2" 3/8	45 / 99	75 / 165
RTH 60 to 100	1205 x 755 x 345 / 48 x 30 x 14	2 x Ø 60 - 2" 3/8	70 / 154	140 / 308


### Illustration of RTH humidifier servicing :



1 Disconnect the steam hose and put it away from the cabinet  
Rock the tank to first stop



2 Unlock the tank cap and just put it on the top of the humidifier upside down (no need to disconnect the wiring !)




3 The fast draining followed by the cooling cycle causes the scale of the electrodes to split into pieces



4 Adjust the flexible collecting bag on the tank

Time-saving maintenance and inexpensive servicing !



5 Swing completely the tank : ALL the pieces of scale fall into the container